

Swansea and Cardiff to Hereford, Shrewsbury, Crewe, Manchester, Wrexham, Chester and North Wales

Mondays to Fridays

Operator Days of operation/Notes 1st Class/Reservations/Bus/Ferry Catering facilities	AW ◇	AW A ◇	AW ◇	VT B 11R X	AW ◇	AW 11 P ◇	AW ◇	AW ◇ T	AW C ◇	AW ◇ T	AW ◇	AW ◇	AW D ◇	AW 11 X ◇	AW ◇	AW E ◇	AW ◇ T
Fishguard Harbour (FGH)	d																
Milford Haven (MFH)	d																
Pembroke Dock (PMD)	d																
Tenby (TEN)	d																
Carmarthen (CMN)	d															0446	
Llanelli (LLE) 7	d															0512	
Swansea (SWA)	d													0543			
Neath (NTH)	d													0555			
Port Talbot Parkway (PTA)	d													0602			
Bridgend (BGN)	d													0619			
Cardiff Central (CDF) 7	d					0433		0519		0549				0646			0719
Newport (South Wales) (NWP)	d					0452		0538		0602				0659			0732
Cwmbran (CWM)	d					0504		0549		0612				0711			0743
Pontypool And New Inn (PPL)	d					0510		0554		0618							0749
Abergavenny (AGV)	d					0520		0604		0627				0724			0758
Hereford (HFD) 7	a					0546		0629		0653				0750			0823
Hereford (HFD) 7	d					0546		0629		0653				0751			0824
Leominster (LEO)	d					0559		0642		0706				0804			0837
Ludlow (LUD)	d					0611		0653		0716				0815			0847
Craven Arms (CRV)	d					0619		0701	0710	0725				0824		0835	0856
Church Stretton (CTT)	d					0629		0709	0721	0733				0834		0847	0904
Shrewsbury (SHR)	a					0645		0725	0738	0749				0851		0903	0924
Shrewsbury (SHR)	d	0531	0538	0615		0622		0646		0726		0749		0819	0827	0851	0926
Yorton (YRT)	d	0540x				0631x							0829x				
Wem (WEM)	d	0545				0636	0659			0800			0835				
Prees (PRS)	d	0550x				0641x							0840x				
Whitchurch (Shropshire) (WTC)	d	0557				0648	0709			0809			0847		0908		
Wrenbury (WRE)	d	0603x				0654x							0854x				
Nantwich (NAN)	d	0609				0700	0719			0818			0900		0919		
Crewe (CRE) 10	a	0622				0709	0730			0829			0912		0930		
Wilmslow (WML)	a						0750			0850					0950		
Stockport (SPT)	a						0800			0900					1001		
Manchester Piccadilly (MAN) 10	a						0813			0913					1013		
Gobowen (GOB)	d		0555	0632					0744				0845				0943
Chirk (CRK)	d		0601	0638					0749				0850				0949
Ruabon (RUA)	d		0607	0644					0756				0857				0955
Wrexham General (WRX)	d		0615	0655c	0703			0745	0802			0836	0903		0940		1002
Chester (CTR)	a		0633	0716	0720			0804	0821			0855	0925		0959		1021
Rhyl (RHL)	a								0856				1001				1059
Colwyn Bay (CWB)	a								0909				1010				1110
Llandudno Junction (LLJ)	a								0917				1017				1117
Llandudno (LLD)	a																
Bangor (Gwynedd) (BNG)	a								0941				1044				1135
Holyhead (HHD)	a								1012				1126				1203

For the complete service between West Wales, Swansea and Cardiff see table 126

For the complete service between Cardiff and Newport see table 128

For the complete service between Crewe and Manchester see table 093

For the complete service between Chester and North Wales see table 077

For clarity, the complete service between Shrewsbury and Chester, as shown in table 075, is replicated here




NOTES (see introductory pages for explanation of train operator codes and standard symbols)

- a Arrival time
- d Departure time
- x Stops on request
- c Arrives 4 minutes earlier

- A To Liverpool Lime Street
- B To London Euston
- C From Llandrindod
- D From Birmingham International
- E Via Llandrindod

Swansea and Cardiff to Hereford, Shrewsbury, Crewe, Manchester, Wrexham, Chester and North Wales

Mondays to Fridays




Operator Days of operation/Notes 1st Class/Reservations/Bus/Ferry Catering facilities	AW ◇ ⚓	AW ◇	AW ◇	AW D ◇ ⚓	AW 1◇ ⊠	AW ◇	AW ◇ ⚓	AW E ◇	AW ◇ ⚓	AW ◇	AW ◇	AW D ◇ ⚓	AW 1◇ ⊠	AW ◇	AW ◇ ⚓	AW ◇	AW ◇
Fishguard Harbour (FGH)  d																	
Milford Haven (MFH) d									0700								0900
Pembroke Dock (PMD) d																	
Tenby (TEN) d																	
Carmarthen (CMN) d	0601								0759								0957
Llanelli (LLE) 7 d	0631							0752e	0827								1027
Swansea (SWA) d								0729	0854								1054
Neath (NTH) d									0906								1106
Port Talbot Parkway (PTA) d	0707								0913								1114
Bridgend (BGN) d	0721								0927								1128
Cardiff Central (CDF) 7 d	0753				0853		0923		0953				1053		1123	1153	
Newport (South Wales) (NWP) d	0807				0907		0938		1007				1107		1137	1208	
Cwmbran (CWM) d	0817				0919		0948		1017				1119		1148	1218	
Pontypool And New Inn (PPL) d	0822						0953								1154		
Abergavenny (AGV) d	0831				0933		1003		1029				1133		1204	1230	
Hereford (HFD) 7 a	0856				0958		1028		1055				1158		1230	1255	
Hereford (HFD) 7 d	0857				0959		1028		1055				1159		1231	1256	
Leominster (LEO) d	0910				1013				1108				1212			1309	
Ludlow (LUD) d	0920				1025		1049		1120				1224		1251	1319	
Craven Arms (CRV) d	0929						1057	1114	1129						1259	1328	
Church Stretton (CTT) d	0937						1106	1125	1138						1307	1336	
Shrewsbury (SHR) a	0953				1054		1122	1142	1154				1252		1322	1352	
Shrewsbury (SHR) d	0954		1019	1026	1055		1127		1154		1219	1225	1255		1327	1353	
Yorton (YRT) d			1029x								1229x						
Wem (WEM) d			1035								1235						
Prees (PRS) d			1040x								1240x						
Whitchurch (Shropshire) (WTC) d	1010		1047						1211		1247					1410	
Wrenbury (WRE) d			1054x								1254x						
Nantwich (NAN) d	1019		1100						1220		1300					1419	
Crewe (CRE) 10 a	1029		1112		1128				1230		1312		1328			1429	
Wilmslow (WML) a	1050				1150				1250				1349			1450	
Stockport (SPT) a	1101				1201				1301				1401			1501	
Manchester Piccadilly (MAN)  10 a	1113				1213				1313				1413			1513	
Gobowen (GOB) d			1044				1145					1243			1344		
Chirk (CRK) d			1049				1151					1248			1350		
Ruabon (RUA) d			1056				1157					1255			1356		
Wrexham General (WRX) d		1037	1102		1151	1204			1241		1301		1343	1403		1438	
Chester (CTR) a		1058	1121		1210	1225			1302		1321		1402	1421		1457	
Rhyl (RHL) a			1156			1300					1356				1458		
Colwyn Bay (CWB) a			1211			1310					1406				1510		
Llandudno Junction (LLJ) a			1218			1318					1414				1518		
Llandudno (LLD) a																	
Bangor (Gwynedd) (BNG) a			1242			1336					1441				1535		
Holyhead (HHD)  a			1322			1415					1521				1616		

NOTES (see introductory pages for explanation of train operator codes and standard symbols)

- a Arrival time
- d Departure time
- x Stops on request
- e Calls at Llanelli after Swansea
- D From Birmingham International
- E Via Llandrindod

Swansea and Cardiff to Hereford, Shrewsbury, Crewe, Manchester, Wrexham, Chester and North Wales

Mondays to Fridays

Operator Days of operation/Notes 1st Class/Reservations/Bus/Ferry Catering facilities	AW ◇	AW D ◇ ⚓	AW E ◇	AW 1◇ ⊠	AW ◇	AW ◇ ⚓	AW ◇ ⚓	AW ◇	AW ◇	AW D ◇ ⚓	AW 1◇ ⊠	AW ◇	AW ◇ ⚓	AW ◇ ⚓	AW ◇	AW ◇	AW D ◇ ⚓
Fishguard Harbour (FGH) 	d																1257
Milford Haven (MFH)	d						1059										
Pembroke Dock (PMD)	d																
Tenby (TEN)	d																
Carmarthen (CMN)	d						1155										1354
Llanelli (LLE) 7	d			1110e			1224										1422
Swansea (SWA)	d			1048			1254										1455
Neath (NTH)	d						1306										1507
Port Talbot Parkway (PTA)	d						1314										1514
Bridgend (BGN)	d						1327										1528
Cardiff Central (CDF) 7	d				1254		1323	1353			1450		1523	1551			1616
Newport (South Wales) (NWP)	d				1307		1336	1407			1504		1537	1604			1630
Cwmbran (CWM)	d				1319		1346	1417			1515		1547	1615			1640
Pontypool And New Inn (PPL)	d						1352						1553	1620			1645
Abergavenny (AGV)	d				1333		1401	1430			1529		1603	1630			1654
Hereford (HFD) 7	a				1358		1427	1455			1555		1628	1655			1719
Hereford (HFD) 7	d				1359		1427	1455			1555		1628	1655			1720
Leominster (LEO)	d				1413			1508			1609		1641	1708			1732
Ludlow (LUD)	d				1425		1448	1519			1620		1652	1719			1743
Craven Arms (CRV)	d				1414			1456	1527				1700				1752
Church Stretton (CTT)	d				1425			1505	1536				1709				1801
Shrewsbury (SHR)	a				1442	1454		1523	1552			1654		1724	1746		1818
Shrewsbury (SHR)	d	1419	1425			1455		1527	1552			1616	1625	1655		1727	1749
Yorton (YRT)	d	1429x										1626x					
Wem (WEM)	d	1435										1632				1800	
Prees (PRS)	d	1440x										1637x					
Whitchurch (Shropshire) (WTC)	d	1447						1609				1644				1809	1838
Wrenbury (WRE)	d	1454x										1651x					
Nantwich (NAN)	d	1500						1618				1657				1818	1848
Crewe (CRE) 10	a	1512				1528		1629			1712		1728			1829	1858
Wilmslow (WML)	a					1549		1650				1750				1850	
Stockport (SPT)	a					1601		1701				1801				1901	
Manchester Piccadilly (MAN)  10	a					1613		1713				1813				1915	
Gobowen (GOB)	d		1443				1544					1643			1745		1845
Chirk (CRK)	d		1448				1550					1648			1750		1850
Ruabon (RUA)	d		1455				1556					1655			1757		1857
Wrexham General (WRX)	d		1501			1544	1603		1637			1701		1734	1804	1844	1905
Chester (CTR)	a		1521			1603	1622		1656			1723		1757	1822	1903	1925
Rhyl (RHL)	a		1555				1658					1800			1856		2008
Colwyn Bay (CWB)	a		1605				1710					1814			1909		2021
Llandudno Junction (LLJ)	a		1613				1718					1820			1916		2029
Llandudno (LLD)	a																2040
Bangor (Gwynedd) (BNG)	a		1637				1741					1845			1935		
Holyhead (HHD) 	a		1711				1821					1916			2015		




NOTES (see introductory pages for explanation of train operator codes and standard symbols)

- a Arrival time
- d Departure time
- x Stops on request
- e Calls at Llanelli after Swansea

- D From Birmingham International
- E Via Llandrindod

Swansea and Cardiff to Hereford, Shrewsbury, Crewe, Manchester, Wrexham, Chester and North Wales

Mondays to Fridays




Operator Days of operation/Notes 1st Class/Reservations/Bus/Ferry Catering facilities	AW ◇	AW 1◇ CP	AW ◇	AW E ◇	AW 1◇ X	AW ◇	AW ◇	AW ◇ T	AW D ◇	AW ◇ T	AW ◇	AW 1◇ X	AW ◇	AW E ◇	AW ◇	AW F ◇	AW ◇
Fishguard Harbour (FGH) 	d																
Milford Haven (MFH)	d							1500									
Pembroke Dock (PMD)	d																
Tenby (TEN)	d																
Carmarthen (CMN)	d							1556									
Llanelli (LLE) 7	d			1512e				1624						1809e			
Swansea (SWA)	d			1450				1651						1747			
Neath (NTH)	d							1704									
Port Talbot Parkway (PTA)	d							1712									
Bridgend (BGN)	d							1724									
Cardiff Central (CDF) 7	d	1653			1722			1753		1823		1853	1938			2010	
Newport (South Wales) (NWP)	d	1707			1736			1807		1839		1907	1955			2029	
Cwmbran (CWM)	d	1718			1748			1817		1850		1918	2005			2039	
Pontypool And New Inn (PPL)	d	1725			1754			1822		1856			2010			2044	
Abergavenny (AGV)	d	1735			1805			1831		1907		1932	2020			2054	
Hereford (HFD) 7	a	1801			1831			1856		1932		1958	2045			2119	
Hereford (HFD) 7	d	1801			1831			1857		1933		1958	2046			2119	
Leominster (LEO)	d	1815						1909				2012	2059			2132	
Ludlow (LUD)	d	1827			1853			1920		1953		2024	2109			2143	
Craven Arms (CRV)	d			1841				1928		2002			2118	2127		2151	
Church Stretton (CTT)	d			1853				1936		2010			2126	2138		2200	
Shrewsbury (SHR)	a	1855		1910	1925			1952		2026		2052	2143	2155		2216	
Shrewsbury (SHR)	d	1829	1856		1928	1940		1953	2026	2027	2035	2101	2144			2216	2227
Yorton (YRT)	d	1839x									2044x						2337
Wem (WEM)	d	1845									2050					2228	
Prees (PRS)	d	1850x									2055x						
Whitchurch (Shropshire) (WTC)	d	1857						2009			2102					2236	
Wrenbury (WRE)	d	1904x									2108x						
Nantwich (NAN)	d	1910						2018		2049	2115					2246	
Crewe (CRE) 10	a	1922	1928					2029		2100	2127	2136				2255	
Wilmslow (WML)	a	1950						2050				2157				2314	
Stockport (SPT)	a	2001						2101				2207				2323	
Manchester Piccadilly (MAN)  10	a	2014						2113				2221				2337	0023f
Gobowen (GOB)	d				1946	1959			2044				2202			2245	2354
Chirk (CRK)	d					2004			2049				2208			2250	2359
Ruabon (RUA)	d					2011			2056				2214			2257	0006
Wrexham General (WRX)	d		1937		2000	2017	2037		2104				2221			2304	0012
Chester (CTR)	a		1956		2018	2036	2057		2125	2121			2240			2321	0030
Rhyl (RHL)	a				2059								2331				
Colwyn Bay (CWB)	a				2110								2344				
Llandudno Junction (LLJ)	a				2118								2358				
Llandudno (LLD)	a																
Bangor (Gwynedd) (BNG)	a				2135								0024				
Holyhead (HHD) 	a				2206								0106				

NOTES (see introductory pages for explanation of train operator codes and standard symbols)

- a Arrival time
- d Departure time
- x Stops on request
- e Calls at Llanelli after Swansea
- f Via Warrington Bank Quay
- D From Birmingham International
- E Via Llandrindod
- F From Birmingham International to Manchester Piccadilly

Swansea and Cardiff to Hereford, Shrewsbury, Crewe, Manchester, Wrexham, Chester and North Wales

Mondays to Fridays

Operator Days of operation/Notes 1st Class/Reservations/Bus/Ferry	AW ◇	AW FX ◇	AW FO ◇	AW ◇	AW TFM ◇	AW SM ◇
Fishguard Harbour (FGH) 	d					
Milford Haven (MFH)	d					
Pembroke Dock (PMD)	d					
Tenby (TEN)	d					
Carmarthen (CMN)	d					
Llanelli (LLE) 7	d					
Swansea (SWA)	d					
Neath (NTH)	d					
Port Talbot Parkway (PTA)	d					
Bridgend (BGN)	d					
Cardiff Central (CDF) 7	d	2135	2221	2223	2315	0030 0035
Newport (South Wales) (NWP)	d	2150	2241	2239	2335	0055 0057
Cwmbran (CWM)	d	2200	2252	2250	2345	0106 0108
Pontypool And New Inn (PPL)	d	2205	2257	2255	2351	0112 0114
Abergavenny (AGV)	d	2215	2307	2305	0004a	0121 0123
Hereford (HFD) 7	a	2240	2332	2330		0147 0149
Hereford (HFD) 7	d	2240	2333	2333		
Leominster (LEO)	d	2253	2346	2346		
Ludlow (LUD)	d	2304	2357	2357		
Craven Arms (CRV)	d	2312	0006	0006		
Church Stretton (CTT)	d	2321	0015	0015		
Shrewsbury (SHR)	a	2337	0030	0031		
Shrewsbury (SHR)	d	2338	0034	0034		
Yorton (YRT)	d	2347x	0043x	0043x		
Wem (WEM)	d	2352	0048	0048		
Prees (PRS)	d	2357x	0053x	0053x		
Whitchurch (Shropshire) (WTC)	d	0004	0100	0100		
Wrenbury (WRE)	d	0010x	0106x	0106x		
Nantwich (NAN)	d	0016	0112	0112		
Crewe (CRE) 10	a	0026	0123	0123		
Wilmslow (WML)	a					
Stockport (SPT)	a					
Manchester Piccadilly (MAN)  10	a					
Gobowen (GOB)	d					
Chirk (CRK)	d					
Ruabon (RUA)	d					
Wrexham General (WRX)	d					
Chester (CTR)	a	0046				
Rhyl (RHL)	a					
Colwyn Bay (CWB)	a					
Llandudno Junction (LLJ)	a					
Llandudno (LLD)	a					
Bangor (Gwynedd) (BNG)	a					
Holyhead (HHD) 	a					

NOTES (see introductory pages for explanation of train operator codes and standard symbols)

a Arrival time
d Departure time
x Stops on request

FO Fridays only
FX Not Fridays
SM Saturday mornings
TFM Tuesday to Friday mornings

Swansea and Cardiff to Hereford, Shrewsbury, Crewe, Manchester, Wrexham, Chester and North Wales

Saturdays

Operator Days of operation/Notes 1st Class/Reservations/Bus/Ferry Catering facilities	AW ◇	AW A ◇	AW ◇	VT B 1 R X	AW ◇	AW ◇	AW ◇ T	AW ◇ T	AW ◇ T	AW ◇	AW ◇	AW C ◇ T	AW 1 ◇ X	AW ◇	AW D ◇	AW ◇ T	AW ◇ T	AW ◇
Fishguard Harbour (FGH)	d																	
Milford Haven (MFH)	d																	
Pembroke Dock (PMD)	d																	
Tenby (TEN)	d																	
Carmarthen (CMN)	d																	0603
Llanelli (LLE) 7	d														0512f			0632
Swansea (SWA)	d												0539		0450			
Neath (NTH)	d												0551					
Port Talbot Parkway (PTA)	d												0558					0706
Bridgend (BGN)	d												0615					0720
Cardiff Central (CDF) 7	d						0435	0520	0549				0643			0722	0753	
Newport (South Wales) (NWP)	d						0450	0533	0602				0657			0736	0806	
Cwmbran (CWM)	d						0501	0544	0612				0708			0746	0816	
Pontypool And New Inn (PPL)	d						0508	0549	0618							0752	0821	
Abergavenny (AGV)	d						0518	0559	0627				0721			0801	0831	
Hereford (HFD) 7	a						0543	0624	0653				0748			0826	0856	
Hereford (HFD) 7	d						0544	0624	0653				0748			0827	0856	
Leominster (LEO)	d						0557	0637	0706				0801			0840	0909	
Ludlow (LUD)	d						0608	0648	0716				0813			0850	0920	
Craven Arms (CRV)	d						0617	0656	0725				0822		0834	0859	0928	
Church Stretton (CTT)	d						0627	0704	0733				0832		0845	0907	0937	
Shrewsbury (SHR)	a						0643	0720	0749				0848		0901	0922	0953	
Shrewsbury (SHR)	d	0531	0536	0611		0619	0644	0726	0749		0819	0827	0849			0926	0953	
Yorton (YRT)	d	0540x				0628x					0829x							
Wem (WEM)	d	0545				0634		0658		0800	0835							
Prees (PRS)	d	0550x				0639x					0840x							
Whitchurch (Shropshire) (WTC)	d	0557				0647		0707		0809	0847		0907				1009	
Wrenbury (WRE)	d	0603x				0653x					0854x							
Nantwich (NAN)	d	0609				0700		0718		0818	0900		0917				1018	
Crewe (CRE) 10	a	0622				0711		0729		0829	0912		0929				1029	
Wilmslow (WML)	a						0750		0850				0949				1050	
Stockport (SPT)	a						0800		0900				1001				1101	
Manchester Piccadilly (MAN)	a						0814		0913				1013				1113	
Gobowen (GOB)	d		0553	0628				0744			0845					0943		
Chirk (CRK)	d		0559	0634				0749			0850					0949		
Ruabon (RUA)	d		0605	0640				0756			0857					0955		
Wrexham General (WRX)	d		0618c	0649e	0703		0737		0802		0836		0903		0939	1002		1038
Chester (CTR)	a		0634	0707	0719		0757		0821		0855		0923		0958	1021		1057
Rhyl (RHL)	a							0856					1001			1059		
Colwyn Bay (CWB)	a							0909					1010			1110		
Llandudno Junction (LLJ)	a							0917					1017			1117		
Llandudno (LLD)	a																	
Bangor (Gwynedd) (BNG)	a							0941					1042			1137		
Holyhead (HHD)	a							1012					1122			1205		









NOTES (see introductory pages for explanation of train operator codes and standard symbols)

- a Arrival time
- d Departure time
- x Stops on request
- c Arrives 6 minutes earlier
- e Arrives 3 minutes earlier
- f Calls at Llanelli after Swansea

- A To Liverpool Lime Street
- B To London Euston
- C From Birmingham International
- D Via Llandrindod

Swansea and Cardiff to Hereford, Shrewsbury, Crewe, Manchester, Wrexham, Chester and North Wales

Saturdays

Operator	AW	AW	AW	AW	AW	AW	AW	AW	AW	AW	AW	AW	AW	AW	AW	AW	AW	AW
Days of operation/Notes	◇	◇	◇	◇	◇	◇	◇	◇	◇	◇	◇	◇	◇	◇	◇	◇	◇	◇
1st Class/Reservations/Bus/Ferry	◇	◇	◇	◇	◇	◇	◇	◇	◇	◇	◇	◇	◇	◇	◇	◇	◇	◇
Catering facilities	◇	◇	◇	◇	◇	◇	◇	◇	◇	◇	◇	◇	◇	◇	◇	◇	◇	◇
Fishguard Harbour (FGH) 	d																	
Milford Haven (MFH)	d						0659								0858			
Pembroke Dock (PMD)	d																	
Tenby (TEN)	d																	
Carmarthen (CMN)	d						0758								0955			
Llanelli (LLE) 	d					0752f	0828								1024			1105f
Swansea (SWA)	d					0730	0853								1054			1043
Neath (NTH)	d						0905								1105			
Port Talbot Parkway (PTA)	d						0913								1112			
Bridgend (BGN)	d						0926								1125			
Cardiff Central (CDF) 	d			0854		0923	0953				1053		1123	1153				
Newport (South Wales) (NWP)	d			0907		0938	1007				1107		1137	1207				
Cwmbran (CWM)	d			0919		0948	1017				1119		1147	1217				
Pontypool And New Inn (PPL)	d					0954							1153					
Abergavenny (AGV)	d			0933		1003	1029				1133		1202	1229				
Hereford (HFD) 	a			0958		1028	1055				1158		1228	1255				
Hereford (HFD) 	d			0959		1029	1055				1159		1230	1255				
Leominster (LEO)	d			1013			1108				1213			1308				
Ludlow (LUD)	d			1025		1049	1119				1225		1250	1319				
Craven Arms (CRV)	d					1058	1114	1127					1259	1327				1410
Church Stretton (CTT)	d					1106	1125	1137					1307	1336				1421
Shrewsbury (SHR)	a			1053		1122	1142	1153					1322	1352				1438
Shrewsbury (SHR)	d	1019	1025	1055		1127		1153			1219	1225	1255		1327	1352		1419
Yorton (YRT)	d	1029x									1229x							1429x
Wem (WEM)	d	1035									1235							1435
Prees (PRS)	d	1040x									1240x							1440x
Whitchurch (Shropshire) (WTC)	d	1047					1210				1247				1409			1447
Wrenbury (WRE)	d	1054x									1254x							1454x
Nantwich (NAN)	d	1100					1219				1300				1418			1500
Crewe (CRE) 	a	1112		1128			1229				1312		1328		1428			1512
Wilmslow (WML)	a			1150			1250				1349				1450			
Stockport (SPT)	a			1201			1301				1401				1501			
Manchester Piccadilly (MAN) 	a			1213			1313				1413				1513			
Gobowen (GOB)	d		1043			1145					1243			1344				1443
Chirk (CRK)	d		1048			1151					1248			1350				1448
Ruabon (RUA)	d		1055			1157					1255			1356				1455
Wrexham General (WRX)	d		1101		1144	1204			1238		1301		1343	1403		1438		1501
Chester (CTR)	a		1120		1202	1225			1257		1321		1401	1421		1457		1521
Rhyl (RHL)	a		1155			1300					1356			1458				1556
Colwyn Bay (CWB)	a		1210			1311					1406			1510				1605
Llandudno Junction (LLJ)	a		1217			1319					1414			1518				1613
Llandudno (LLD)	a																	
Bangor (Gwynedd) (BNG)	a		1241			1336					1441			1536				1637
Holyhead (HHD) 	a		1322			1415					1521			1615				1711




NOTES (see introductory pages for explanation of train operator codes and standard symbols)

- a Arrival time
- d Departure time
- x Stops on request
- f Calls at Llanelli after Swansea

- C From Birmingham International
- D Via Llandrindod

Swansea and Cardiff to Hereford, Shrewsbury, Crewe, Manchester, Wrexham, Chester and North Wales

Saturdays

Operator	AW	AW	AW	AW	AW	AW	AW	AW	AW	AW	AW	AW	AW	AW	AW	AW	AW	AW
Days of operation/Notes	1	2	3	4	5	6	7	8	9	10	11	12	13	14	15	16	17	18
1st Class/Reservations/Bus/Ferry	1	2	3	4	5	6	7	8	9	10	11	12	13	14	15	16	17	18
Catering facilities	1	2	3	4	5	6	7	8	9	10	11	12	13	14	15	16	17	18
Fishguard Harbour (FGH) 	d												1300					
Milford Haven (MFH)	d				1053													
Pembroke Dock (PMD)	d																	
Tenby (TEN)	d																	
Carmarthen (CMN)	d				1152								1356					
Llanelli (LLE) 7	d				1222								1425				1512f	
Swansea (SWA)	d				1256								1454				1450	
Neath (NTH)	d				1308								1506					
Port Talbot Parkway (PTA)	d				1315								1513					
Bridgend (BGN)	d				1328								1526					
Cardiff Central (CDF) 7	d	1253		1325	1353			1453		1524	1553		1617				1653	1723
Newport (South Wales) (NWP)	d	1307		1338	1407			1508		1538	1606		1631				1707	1736
Cwmbran (CWM)	d	1319		1348	1417			1519		1548	1616		1641				1718	1747
Pontypool And New Inn (PPL)	d			1354						1553	1622		1646				1725	1754
Abergavenny (AGV)	d	1333		1403	1429			1533		1603	1632		1656				1735	1804
Hereford (HFD) 7	a	1358		1428	1455			1559		1628	1658		1721				1800	1829
Hereford (HFD) 7	d	1359		1429	1455			1559		1628	1658		1722				1801	1831
Leominster (LEO)	d	1413			1508			1613		1641	1711		1735				1815	
Ludlow (LUD)	d	1425		1449	1519			1625		1652	1722		1746				1827	1852
Craven Arms (CRV)	d			1458	1527					1700			1755				1841	1902
Church Stretton (CTT)	d			1506	1536					1709			1803				1852	1910
Shrewsbury (SHR)	a	1453		1522	1552			1654		1724	1749		1819				1855	1909
Shrewsbury (SHR)	d	1455		1527	1552	1619	1625	1655		1727	1750		1821	1828	1829		1856	1927
Yorton (YRT)	d				1629x										1839x			
Wem (WEM)	d				1635						1801				1845			
Prees (PRS)	d				1640x										1850x			
Whitchurch (Shropshire) (WTC)	d				1609	1647					1809		1837		1857			
Wrenbury (WRE)	d				1654x										1904x			
Nantwich (NAN)	d				1618	1700					1818		1847		1910			
Crewe (CRE) 10	a	1528			1629	1712		1728			1829		1900		1922		1928	
Wilmslow (WML)	a	1549			1650			1750			1849						1950	
Stockport (SPT)	a	1601			1701			1801			1901						2001	
Manchester Piccadilly (MAN)  10	a	1613			1713			1813			1913						2013	
Gobowen (GOB)	d			1544				1643			1744				1846			1944
Chirk (CRK)	d			1550				1648			1750				1851			1950
Ruabon (RUA)	d			1556				1655			1756				1858			1956
Wrexham General (WRX)	d		1545	1603				1701		1732	1803		1836		1904		1936	2005e
Chester (CTR)	a		1604	1623				1723		1757	1822		1857	1923	1926		1955	2024
Rhyl (RHL)	a			1659				1800			1856				2008			2110
Colwyn Bay (CWB)	a			1710				1814			1909				2021			2121
Llandudno Junction (LLJ)	a			1718				1820			1917				2029			2129
Llandudno (LLD)	a														2040			
Bangor (Gwynedd) (BNG)	a			1742				1845			1936							2148
Holyhead (HHD) 	a			1822				1916			2016							2228









NOTES (see introductory pages for explanation of train operator codes and standard symbols)

- a Arrival time
- d Departure time
- x Stops on request
- e Arrives 3 minutes earlier
- f Calls at Llanelli after Swansea

- C From Birmingham International
- D Via Llandrindod

Swansea and Cardiff to Hereford, Shrewsbury, Crewe, Manchester, Wrexham, Chester and North Wales

Saturdays

Operator Days of operation/Notes 1st Class/Reservations/Bus/Ferry Catering facilities	AW ◇	AW ◇ T	AW C ◇ T	AW ◇ T	AW ◇	AW ◇ P	AW ◇	AW D ◇	AW ◇	AW C ◇	AW ◇	AW E ◇	AW ◇ T	AW ◇	AW ◇
Fishguard Harbour (FGH) 	d														
Milford Haven (MFH)	d	1459													
Pembroke Dock (PMD)	d														
Tenby (TEN)	d														
Carmarthen (CMN)	d	1556													
Llanelli (LLE) 	d	1624						1810f							
Swansea (SWA)	d	1650						1748							
Neath (NTH)	d	1701													
Port Talbot Parkway (PTA)	d	1708													
Bridgend (BGN)	d	1721													
Cardiff Central (CDF) 	d	1751		1822		1853	1938		2010		2121			2215	2323
Newport (South Wales) (NWP)	d	1805		1837		1907	1955		2027		2134			2234	2342
Cwmbran (CWM)	d	1815		1847		1918	2005		2037		2144			2244	2353
Pontypool And New Inn (PPL)	d	1820		1852			2010		2042		2149			2249	2359
Abergavenny (AGV)	d	1830		1902		1932	2020		2052		2159			2259	0008
Hereford (HFD) 	a	1855		1927		1958	2045		2117		2224			2325	0034
Hereford (HFD) 	d	1855		1927		1958	2046		2117		2224			2325	
Leominster (LEO)	d	1908				2012	2059		2131		2237			2338	
Ludlow (LUD)	d	1919		1948		2024	2109		2142		2248			2349	
Craven Arms (CRV)	d	1927		1956			2118	2127	2150		2256			2357	
Church Stretton (CTT)	d	1936		2005			2126	2138	2159		2305			0007e	
Shrewsbury (SHR)	a	1952		2026		2052	2142	2159	2214		2321			0023	
Shrewsbury (SHR)	d	1952	2026	2027	2035	2058	2144		2215	2225	2324	2337	2338		
Yorton (YRT)	d				2044x				2224x			2346x			
Wem (WEM)	d				2050				2229			2350			
Prees (PRS)	d				2055x				2234x			2355x			
Whitchurch (Shropshire) (WTC)	d	2009			2102				2241			0001			
Wrenbury (WRE)	d				2108x				2247x			0007x			
Nantwich (NAN)	d	2018		2050	2115				2253			0012			
Crewe (CRE) 	a	2029		2101	2127	2136			2305		2355	0021			
Wilmslow (WML)	a	2050				2157			2322						
Stockport (SPT)	a	2101				2208			2331						
Manchester Piccadilly (MAN) 	a	2113				2220			2343						
Gobowen (GOB)	d		2044				2202			2243				2355	
Chirk (CRK)	d		2050				2208			2248				0002	
Ruabon (RUA)	d		2056				2214			2255				0007	
Wrexham General (WRX)	d	2037	2103				2221			2302				0014	
Chester (CTR)	a	2057	2124	2120			2240			2318	0020			0032	
Rhyl (RHL)	a			2201			2315								
Colwyn Bay (CWB)	a			2214			2328								
Llandudno Junction (LLJ)	a			2222			2335								
Llandudno (LLD)	a														
Bangor (Gwynedd) (BNG)	a			2245											
Holyhead (HHD) 	a			2327											

NOTES (see introductory pages for explanation of train operator codes and standard symbols)

- a Arrival time
- d Departure time
- x Stops on request
- e Arrives 3 minutes earlier
- f Calls at Llanelli after Swansea

- C From Birmingham International
- D Via Llandrindod
- E From Birmingham New Street

Swansea and Cardiff to Hereford, Shrewsbury, Crewe, Manchester, Wrexham, Chester and North Wales

Sundays

Operator Days of operation/Notes 1st Class/Reservations/Bus/Ferry Catering facilities	AW ◇	AW ◇ T	AW ◇ T	AW ◇	AW ◇	AW ◇ T	VT A 1R X	AW ◇ T	AW ◇	AW ◇	AW B ◇ T	AW ◇ T	AW ◇	AW 1◇ P	AW ◇	AW ◇	AW B ◇	AW ◇ T	
Fishguard Harbour (FGH)	d																		
Milford Haven (MFH)	d																		
Pembroke Dock (PMD)	d																		
Tenby (TEN)	d																		
Carmarthen (CMN)	d																	1034	
Llanelli (LLE)	d																	1058	
Swansea (SWA)	d							0841				0930		1032				1131	
Neath (NTH)	d							0853				0942		1044				1143	
Port Talbot Parkway (PTA)	d							0900				0949		1051				1150	
Bridgend (BGN)	d							0916				1005		1108				1206	
Cardiff Central (CDF)	d					0842		0945				1043		1140				1239	
Newport (South Wales) (NWP)	d					0901		1004				1057		1154				1253	
Cwmbran (CWM)	d					0912		1015				1107		1206				1304	
Pontypool And New Inn (PPL)	d					0917		1021				1113		1212				1309	
Abergavenny (AGV)	d					0927		1031				1123		1222				1320	
Hereford (HFD)	a					0952		1056				1150		1248				1345	
Hereford (HFD)	d					0953		1057				1151		1248				1347	
Leominster (LEO)	d					1006		1110				1203		1302				1400	
Ludlow (LUD)	d					1017		1121				1214		1314				1412	
Craven Arms (CRV)	d					1025						1223						1421	
Church Stretton (CTT)	d					1034						1232						1430	
Shrewsbury (SHR)	a					1051		1151				1249		1343				1448	
Shrewsbury (SHR)	d	0825	0955	1019	1020		1054		1153		1220	1222	1257		1343		1420	1422	1457
Yorton (YRT)	d	0834x			1029x						1229x						1429x		
Wem (WEM)	d	0840			1035						1235						1435		
Prees (PRS)	d	0845x			1040x						1240x						1440x		
Whitchurch (Shropshire) (WTC)	d	0852			1047						1247						1447		
Wrenbury (WRE)	d	0858x			1053x						1253x						1453x		
Nantwich (NAN)	d	0905			1100						1300						1500		
Crewe (CRE)	a	0917	1026		1113		1126		1225		1312		1328		1421		1512		1529
Wilmslow (WML)	a		1047				1148		1248				1349		1451				1550
Stockport (SPT)	a		1059						1259				1400		1502				1602
Manchester Piccadilly (MAN)	a		1114				1214		1311				1415		1515				1615
Gobowen (GOB)	d			1037								1240						1440	
Chirk (CRK)	d			1042								1246						1445	
Ruabon (RUA)	d			1049								1252						1452	
Wrexham General (WRX)	d			1056		1130		1206		1240		1259		1332		1430		1459	
Chester (CTR)	a			1114		1149		1223		1257		1319		1351		1449		1519	
Rhyl (RHL)	a																		
Colwyn Bay (CWB)	a																		
Llandudno Junction (LLJ)	a																		
Llandudno (LLD)	a																		
Bangor (Gwynedd) (BNG)	a																		
Holyhead (HHD)	a																		




NOTES (see introductory pages for explanation of train operator codes and standard symbols)

- a Arrival time
- d Departure time
- x Stops on request

- A To London Euston
- B From Birmingham International

Swansea and Cardiff to Hereford, Shrewsbury, Crewe, Manchester, Wrexham, Chester and North Wales

Sundays

Operator Days of operation/Notes 1st Class/Reservations/Bus/Ferry Catering facilities	AW ◇	AW C ◇	AW ◇ T	AW ◇ T	AW ◇	AW ◇	AW B ◇ T	AW ◇	AW ◇ T	AW ◇ T	AW ◇ T	AW ◇ T	AW ◇ T	AW B ◇ T	AW ◇ T	AW C ◇	AW ◇	AW ◇	
Fishguard Harbour (FGH) 	d																		
Milford Haven (MFH)	d								1123							1324			
Pembroke Dock (PMD)	d																		
Tenby (TEN)	d																		
Carmarthen (CMN)	d								1232							1427			
Llanelli (LLE) 7	d	1133e							1256							1451	1542e		
Swansea (SWA)	d	1110		1251					1340		1455					1532	1518	1654	
Neath (NTH)	d			1303					1352		1507					1544		1706	
Port Talbot Parkway (PTA)	d			1311					1359		1515					1552		1713	
Bridgend (BGN)	d			1327					1415		1532					1607		1729	
Cardiff Central (CDF) 7	d		1330	1351					1455	1522	1555					1641		1755	
Newport (South Wales) (NWP)	d		1344	1404					1509	1536	1609					1655		1809	
Cwmbran (CWM)	d		1354	1415					1521	1546	1620					1705		1820	
Pontypool And New Inn (PPL)	d		1359						1527	1551						1711		1826	
Abergavenny (AGV)	d		1409	1429					1538	1600	1634					1721		1837	
Hereford (HFD) 7	a		1435	1454					1605	1625	1701					1746		1903	
Hereford (HFD) 7	d		1435	1454					1606	1626	1701					1749		1905	
Leominster (LEO)	d		1449	1508						1639						1802		1918	
Ludlow (LUD)	d		1500	1519					1627	1650	1723					1813		1929	
Craven Arms (CRV)	d	1446	1508							1659						1822	1901		
Church Stretton (CTT)	d	1459								1707						1831	1915		
Shrewsbury (SHR)	a	1515	1531	1548					1655	1722	1750					1847	1936	1959	
Shrewsbury (SHR)	d		1531	1556		1620	1635		1657	1732	1752		1820	1827	1857		2003	2020	
Yorton (YRT)	d					1629x							1829x					2029x	
Wem (WEM)	d					1635							1835					2035	
Prees (PRS)	d					1640x							1840x					2040x	
Whitchurch (Shropshire) (WTC)	d					1647							1847					2047	
Wrenbury (WRE)	d					1653x							1853x					2053x	
Nantwich (NAN)	d					1700							1900					2100	
Crewe (CRE) 10	a			1627		1712			1729		1828		1912			1927		2035	2112
Wilmslow (WML)	a			1648					1749		1848					1948		2052	
Stockport (SPT)	a			1702					1802		1902					2001		2102	
Manchester Piccadilly (MAN)  10	a			1715					1814		1914					2015		2115	
Gobowen (GOB)	d		1549				1653			1749				1845					
Chirk (CRK)	d		1554				1658			1755				1850					
Ruabon (RUA)	d		1601				1705			1801				1857					
Wrexham General (WRX)	d	1530	1610c		1637		1713	1730		1809		1848		1906					
Chester (CTR)	a	1549	1628		1655		1731	1749		1826		1909		1925					
Rhyl (RHL)	a		1709							1904				2009					
Colwyn Bay (CWB)	a		1724							1918				2024					
Llandudno Junction (LLJ)	a		1732							1926				2031					
Llandudno (LLD)	a																		
Bangor (Gwynedd) (BNG)	a		1756							1949				2055					
Holyhead (HHD) 	a		1836							2017				2128					




NOTES (see introductory pages for explanation of train operator codes and standard symbols)

- a** Arrival time
- d** Departure time
- x** Stops on request
- c** Arrives 3 minutes earlier
- e** Calls at Llanelli after Swansea

- B** From Birmingham International
- C** Via Llandrindod

Swansea and Cardiff to Hereford, Shrewsbury, Crewe, Manchester, Wrexham, Chester and North Wales

Sundays

Operator Days of operation/Notes 1st Class/Reservations/Bus/Ferry Catering facilities	AW B ◇	AW ◇ ♣	AW ◇	AW ◇	AW B ◇	AW ◇	AW B ◇	AW ◇
Fishguard Harbour (FGH) 	d							
Milford Haven (MFH)	d	1529						
Pembroke Dock (PMD)	d							
Tenby (TEN)	d							
Carmarthen (CMN)	d	1640						2115
Llanelli (LLE) 7	d	1710						2140
Swansea (SWA)	d		1736		1836			2205
Neath (NTH)	d		1747		1849			2216
Port Talbot Parkway (PTA)	d		1755		1857			2224
Bridgend (BGN)	d		1811		1913			2240
Cardiff Central (CDF) 7	d		1842		1939		2111	2320
Newport (South Wales) (NWP)	d		1856		1953		2124	2337
Cwmbran (CWM)	d		1907		2007		2134	2347
Pontypool And New Inn (PPL)	d				2012		2140	2353
Abergavenny (AGV)	d		1920		2023		2149	0003
Hereford (HFD) 7	a		1945		2048		2214	0030
Hereford (HFD) 7	d		1947		2050		2215	
Leominster (LEO)	d		2001		2104		2228	
Ludlow (LUD)	d		2012		2115		2239	
Craven Arms (CRV)	d		2021		2124		2248	
Church Stretton (CTT)	d		2030		2133		2257	
Shrewsbury (SHR)	a		2046		2150		2314	
Shrewsbury (SHR)	d	2024	2053			2231	2317	2348
Yorton (YRT)	d						2326x	
Wem (WEM)	d						2331	
Prees (PRS)	d						2336x	
Whitchurch (Shropshire) (WTC)	d						2343	
Wrenbury (WRE)	d						2349x	
Nantwich (NAN)	d						2355	
Crewe (CRE) 10	a		2128		2302		0006	0021
Wilmslow (WML)	a		2152					
Stockport (SPT)	a		2203					
Manchester Piccadilly (MAN)  10	a		2214					
Gobowen (GOB)	d	2042						
Chirk (CRK)	d	2048						
Ruabon (RUA)	d	2054						
Wrexham General (WRX)	d	2103		2238				
Chester (CTR)	a	2123		2256		2330	0032	0044
Rhyl (RHL)	a							
Colwyn Bay (CWB)	a							
Llandudno Junction (LLJ)	a							
Llandudno (LLD)	a							
Bangor (Gwynedd) (BNG)	a							
Holyhead (HHD) 	a							

NOTES (see introductory pages for explanation of train operator codes and standard symbols)

- a Arrival time
d Departure time
x Stops on request

B From Birmingham International

North Wales, Chester, Wrexham, Manchester and Crewe to Shrewsbury, Hereford, Cardiff and Swansea

Mondays to Fridays

Operator Days of operation/Notes 1st Class/Reservations/Bus/Ferry Catering facilities	AW ◇	AW A ◇	AW B ◇	AW ◇	AW 1◇ CP	AW C ◇	AW ◇	AW ◇	AW B ◇	AW ◇ T	AW ◇	AW B ◇	AW 1◇ X	AW ◇	AW 1◇ X	AW B ◇ T	AW B ◇
Holyhead (HHD)	d											0421				0527	
Bangor (Gwynedd) (BNG)	d											0453				0555	
Llandudno (LLD)	d																
Llandudno Junction (LLJ)	d											0514				0614	
Colwyn Bay (CWB)	d											0520				0621	
Rhyl (RHL)	d											0534				0632	
Chester (CTR)	d			0418					0526			0618			0701	0716	0729
Wrexham General (WRX)	d								0545			0633			0720a	0733	0747
Ruabon (RUA)	d								0552			0640					0754
Chirk (CRK)	d								0559			0647					0800
Gobowen (GOB)	d								0604			0652					0806
Manchester Piccadilly (MAN)	d													0627			
Stockport (SPT)	d													0637			
Wilmslow (WML)	d													0647			
Crewe (CRE)	d			0441		0507			0517			0554		0638	0709		0733
Nantwich (NAN)	d								0524			0601		0646	0717		0740
Wrenbury (WRE)	d								0530x					0652x			0746x
Whitchurch (Shropshire) (WTC)	d								0537			0611		0659			0754
Prees (PRS)	d								0543x					0705x			0800x
Wem (WEM)	d								0548			0620		0710			0805
Yorton (YRT)	d								0553x					0715x			0810x
Shrewsbury (SHR)	a			0514		0537			0605		0627	0632	0712	0725	0743	0805	0824
Shrewsbury (SHR)	d		0430		0515	0537	0554		0610		0635	0713		0743		0809	
Church Stretton (CTT)	d		0448			0553	0612		0624		0650	0727		0759			
Craven Arms (CRV)	d		0456a			0602	0622		0632		0658	0735		0808			
Ludlow (LUD)	d				0541	0611			0641		0706	0744		0817		0837	
Leominster (LEO)	d				0551	0622			0651		0717	0754		0828			
Hereford (HFD)	a				0607	0637			0707		0732	0810		0843		0900	
Hereford (HFD)	d	0530			0607	0638			0710		0733	0810		0844		0900	
Abergavenny (AGV)	d	0552			0632	0702			0734		0755	0832		0907			
Pontypool And New Inn (PPL)	d	0601			0642	0712			0743		0805	0842		0917			
Cwmbran (CWM)	d	0606			0648	0718			0748		0810	0847		0923			
Newport (South Wales) (NWP)	a	0619			0659	0729			0759		0822	0901		0936		0943	
Cardiff Central (CDF)	a	0634			0715	0745			0816		0844	0918		0952		0958	
Bridgend (BGN)	a				0743						0906						
Port Talbot Parkway (PTA)	a				0754						0919						
Neath (NTH)	a				0801						0926						
Swansea (SWA)	a				0817		0951c				0941						
Llanelli (LLE)	a				0835		0926				1000						
Carmarthen (CMN)	a				0858						1032						
Tenby (TEN)	a																
Pembroke Dock (PMD)	a																
Milford Haven (MFH)	a										1135						
Fishguard Harbour (FGH)	a				0958												

NOTES (see introductory pages for explanation of train operator codes and standard symbols)

- a Arrival time
- d Departure time
- x Stops on request
- c Calls at Swansea after Llanelli

- A To Llandrindod
- B To Birmingham International
- C Via Llandrindod

North Wales, Chester, Wrexham, Manchester and Crewe to Shrewsbury, Hereford, Cardiff and Swansea

Mondays to Fridays

Operator Days of operation/Notes 1st Class/Reservations/Bus/Ferry Catering facilities	AW C ◇	AW ◇ ⚡	AW ◇	AW ◇	AW 1◇ ⚡	AW ◇	AW ◇	AW B ◇ ⚡	AW ◇ ⚡	AW ◇	AW ◇ ⚡	AW C ◇	AW 1◇ ⚡	AW ◇	AW ◇	AW B ◇ ⚡	AW ◇ ⚡
Holyhead (HHD)	d			0619				0722			0818					0925	
Bangor (Gwynedd) (BNG)	d			0658				0802			0856					1005	
Llandudno (LLD)	d																
Llandudno Junction (LLJ)	d			0721				0826			0923					1031	
Colwyn Bay (CWB)	d			0728				0833			0930					1038	
Rhyl (RHL)	d			0738				0843			0941					1048	
Chester (CTR)	d		0806	0820		0904		0924		1003	1020				1120	1128	
Wrexham General (WRX)	d		0822a	0834		0920a		0939		1019a	1034				1136a	1143	
Ruabon (RUA)	d			0841				0946			1041					1150	
Chirk (CRK)	d			0848				0952			1048					1157	
Gobowen (GOB)	d			0853				0958			1053					1202	
Manchester Piccadilly (MAN)	d		0730		0830				0930				1030				1130
Stockport (SPT)	d		0739		0839				0939				1040				1139
Wilmslow (WML)	d		0747		0849				0947				1049				1147
Crewe (CRE)	d		0810		0910		0919		1010				1110		1119		1210
Nantwich (NAN)	d		0818				0926		1018						1126		1217
Wrenbury (WRE)	d						0933x								1133x		
Whitchurch (Shropshire) (WTC)	d		0828				0941		1028						1141		1227
Prees (PRS)	d						0948x								1148x		
Wem (WEM)	d						0954								1154		
Yorton (YRT)	d						0959x								1159x		
Shrewsbury (SHR)	a	0846		0912	0940		1012	1016	1046		1113		1141	1212		1222	1245
Shrewsbury (SHR)	d	0835	0850	0913	0940				1047		1114	1131	1144				1246
Church Stretton (CTT)	d	0853	0904	0927					1101		1130	1149					1300
Craven Arms (CRV)	d	0902	0912	0935					1109		1138	1158					1308
Ludlow (LUD)	d		0921	0944	1007				1118		1147		1213				1317
Leominster (LEO)	d		0931	0954	1019				1128				1224				1327
Hereford (HFD)	a		0947	1010	1034				1144		1210		1239				1343
Hereford (HFD)	d		0948	1010	1035				1144		1210		1245				1343
Abergavenny (AGV)	d		1010	1032	1059				1206		1232		1310				1405
Pontypool And New Inn (PPL)	d			1042							1242						
Cwmbran (CWM)	d		1022	1047	1112				1219		1247		1325				1418
Newport (South Wales) (NWP)	a		1034	1058	1123				1231		1259		1337				1430
Cardiff Central (CDF)	a		1049	1115	1138				1245		1315		1353				1444
Bridgend (BGN)	a		1109						1306								1506
Port Talbot Parkway (PTA)	a		1121						1317								1517
Neath (NTH)	a		1128						1324								1524
Swansea (SWA)	a	1300c	1143						1340			1600c					1540
Llanelli (LLE)	a	1234	1205						1400			1531					1600
Carmarthen (CMN)	a		1239						1432								1632
Tenby (TEN)	a																
Pembroke Dock (PMD)	a																
Milford Haven (MFH)	a		1337														1745
Fishguard Harbour (FGH)	a								1530								

NOTES (see introductory pages for explanation of train operator codes and standard symbols)

- a Arrival time
- d Departure time
- x Stops on request
- c Calls at Swansea after Llanelli

- B To Birmingham International
- C Via Llandrindod

North Wales, Chester, Wrexham, Manchester and Crewe to Shrewsbury, Hereford, Cardiff and Swansea

Mondays to Fridays

Operator Days of operation/Notes 1st Class/Reservations/Bus/Ferry Catering facilities	AW ◇	AW ◇ ⚓	AW 1◇ ⚓	AW ◇	AW ◇	AW B ◇ ⚓	AW ◇ ⚓	AW ◇	AW ◇ ⚓	AW 1◇ ⚓	AW C ◇	AW ◇	AW ◇	AW B ◇ ⚓	AW ◇ ⚓	AW ◇	AW ◇ ⚓
Holyhead (HHD)	d	1038				1130			1231					1327			1428
Bangor (Gwynedd) (BNG)	d	1109				1209			1300					1406			1459
Llandudno (LLD)	d																
Llandudno Junction (LLJ)	d	1127				1234			1318					1431			1524
Colwyn Bay (CWB)	d	1134				1240			1325					1437			1530
Rhyl (RHL)	d	1144				1249			1335					1446			1541
Chester (CTR)	d	1212	1225		1304	1327		1407	1422			1502		1528		1605	1622
Wrexham General (WRX)	d	1228a	1239		1320a	1345		1423a	1436			1518a		1543		1621a	1636
Ruabon (RUA)	d		1246			1351			1443					1550			1643
Chirk (CRK)	d		1253			1358			1450					1556			1650
Gobowen (GOB)	d		1258			1403			1455					1602			1655
Manchester Piccadilly (MAN)	d			1230			1330			1430					1530		
Stockport (SPT)	d			1240			1339			1440					1539		
Wilmslow (WML)	d			1249			1347			1449					1549		
Crewe (CRE)	d			1310		1319		1410		1510			1519		1610		
Nantwich (NAN)	d					1326		1417					1526		1617		
Wrenbury (WRE)	d					1333x							1533x				
Whitchurch (Shropshire) (WTC)	d					1341		1427					1541		1627		
Prees (PRS)	d					1348x							1548x				
Wem (WEM)	d					1354							1554		1635		
Yorton (YRT)	d					1359x							1559x				
Shrewsbury (SHR)	a	1318	1341		1412	1423	1445		1514	1540			1612	1622	1646		1714
Shrewsbury (SHR)	d	1318	1341				1448		1515	1541	1600				1647		1717
Church Stretton (CTT)	d	1332					1502		1529		1618				1701		1731
Craven Arms (CRV)	d	1340					1510		1537		1628				1709		1739
Ludlow (LUD)	d	1349	1408				1518		1546	1608					1717		1748
Leominster (LEO)	d		1420				1529		1556	1620					1728		1758
Hereford (HFD)	a	1412	1435				1544		1612	1635					1743		1815
Hereford (HFD)	d	1412	1438				1545		1612	1636					1744		1815
Abergavenny (AGV)	d	1435	1501				1607		1634	1659					1805		1837
Pontypool And New Inn (PPL)	d	1445							1644	1710					1815		1847
Cwmbran (CWM)	d	1451	1515				1619		1649	1716					1820		1852
Newport (South Wales) (NWP)	a	1503	1526				1630		1659	1726					1832		1905
Cardiff Central (CDF)	a	1518	1545				1646		1717	1744					1846		1920
Bridgend (BGN)	a						1706								1907		
Port Talbot Parkway (PTA)	a						1718								1918		
Neath (NTH)	a						1725								1925		
Swansea (SWA)	a						1742				2003c				1941		
Llanelli (LLE)	a						1817				1938				2000		
Carmarthen (CMN)	a						1850								2029		
Tenby (TEN)	a						1938										
Pembroke Dock (PMD)	a						2012										
Milford Haven (MFH)	a																
Fishguard Harbour (FGH)	a														2128		

NOTES (see introductory pages for explanation of train operator codes and standard symbols)

- a Arrival time
- d Departure time
- x Stops on request
- c Calls at Swansea after Llanelli

- B To Birmingham International
- C Via Llandrindod

North Wales, Chester, Wrexham, Manchester and Crewe to Shrewsbury, Hereford, Cardiff and Swansea

Mondays to Fridays

Operator Days of operation/Notes 1st Class/Reservations/Bus/Ferry Catering facilities	AW 11 ◇	AW ◇	AW ◇	AW B ◇ T	AW C ◇	AW ◇	AW FO ◇	AW FX ◇	AW ◇ T	AW 11 ◇	AW ◇	AW ◇ T	AW ◇	AW ◇	AW FX ◇	AW FO ◇	VT D 11 ◇
Holyhead (HHD)	d			1536					1628			1719					
Bangor (Gwynedd) (BNG)	d			1615					1657			1758					
Llandudno (LLD)	d																
Llandudno Junction (LLJ)	d			1640					1722			1823					
Colwyn Bay (CWB)	d			1646					1728			1829					
Rhyl (RHL)	d			1657					1743			1838					
Chester (CTR)	d	1702		1736		1812			1829		1905	1917		2000			2019
Wrexham General (WRX)	d	1718a		1752		1830a			1843		1921a	1934		2016a			2033a
Ruabon (RUA)	d			1759					1850			1941					
Chirk (CRK)	d			1805					1857			1947					
Gobowen (GOB)	d			1811					1902			1953					
Manchester Piccadilly (MAN)	d	1630					1730	1730		1830					1930	1930	
Stockport (SPT)	d	1640					1739	1739		1840					1939	1939	
Wilmslow (WML)	d	1649					1747	1747		1849					1948	1948	
Crewe (CRE)	d	1710		1719			1810	1810		1910			1936		2010	2010	
Nantwich (NAN)	d	1718		1726			1818	1818		1918			1943		2018	2018	
Wrenbury (WRE)	d			1733x								1950x					
Whitchurch (Shropshire) (WTC)	d			1741			1828	1828				1958			2028	2028	
Prees (PRS)	d			1748x								2005x					
Wem (WEM)	d			1754			1836	1836				2011			2036	2036	
Yorton (YRT)	d			1759x								2016x					
Shrewsbury (SHR)	a	1744		1812	1831		1849	1849	1922	1944		2012	2031		2049	2049	
Shrewsbury (SHR)	d	1744			1835		1850	1850	1925	1944					2052	2052	
Church Stretton (CTT)	d				1853		1904	1904	1939	2000					2107	2107	
Craven Arms (CRV)	d				1902		1912	1912	1947	2009					2115	2115	
Ludlow (LUD)	d	1811					1921	1921	1956	2018					2124	2124	
Leominster (LEO)	d	1823					1931	1931	2029	2029					2135	2135	
Hereford (HFD)	a	1838					1949	1949	2019	2045					2151	2151	
Hereford (HFD)	d	1839					1949	1949	2019	2045					2151	2151	
Abergavenny (AGV)	d	1903					2011	2011	2041	2109					2213	2213	
Pontypool And New Inn (PPL)	d	1913					2021	2021	2119	2119					2223	2223	
Cwmbran (CWM)	d	1919					2026	2026	2054	2125					2229	2229	
Newport (South Wales) (NWP)	a	1930					2039	2039	2106	2139					2242	2244	
Cardiff Central (CDF)	a	1945					2054	2054	2123	2155					2302	2300	
Bridgend (BGN)	a	2007					2117	2117									
Port Talbot Parkway (PTA)	a	2023					2131	2131									
Neath (NTH)	a	2030					2142	2142									
Swansea (SWA)	a	2044			2258c		2159	2159									
Llanelli (LLE)	a				2233		2226	2226									
Carmarthen (CMN)	a						2255	2255									
Tenby (TEN)	a																
Pembroke Dock (PMD)	a																
Milford Haven (MFH)	a						0001										
Fishguard Harbour (FGH)	a																

NOTES (see introductory pages for explanation of train operator codes and standard symbols)







- a Arrival time
- d Departure time
- x Stops on request
- c Calls at Swansea after Llanelli

- B To Birmingham International
- C Via Llandrindod
- D From London Euston

- FO Fridays only
- FX Not Fridays

North Wales, Chester, Wrexham, Manchester and Crewe to Shrewsbury, Hereford, Cardiff and Swansea

Mondays to Fridays

Operator Days of operation/Notes 1st Class/Reservations/Bus/Ferry	AW ◇	AW FO ◇	AW FX ◇	AW E ◇	AW ◇	AW ◇	AW ◇	AW ◇
Holyhead (HHD) 	d			1920				
Bangor (Gwynedd) (BNG)	d			1958				
Llandudno (LLD)	d							
Llandudno Junction (LLJ)	d			2023				
Colwyn Bay (CWB)	d			2029				
Rhyl (RHL)	d			2038				
Chester (CTR)	d			2128	2147		2224	
Wrexham General (WRX)	d	2100		2143	2203a		2238	
Ruabon (RUA)	d	2107		2150			2245	
Chirk (CRK)	d	2113		2156			2252	
Gobowen (GOB)	d	2119		2202			2257	
Manchester Piccadilly (MAN) 	10 d	2030	2030			2130		2232
Stockport (SPT)	d	2039	2039			2139		2241
Wilmslow (WML)	d	2048	2048			2147		2249
Crewe (CRE)	10 d	2110	2110			2210		2318
Nantwich (NAN)	d	2118	2118			2217		2325
Wrenbury (WRE)	d	2124x	2124x			2223x		2331x
Whitchurch (Shropshire) (WTC)	d	2131	2131			2230		2338
Prees (PRS)	d	2137x	2137x			2236x		2344x
Wem (WEM)	d	2142	2142			2241		2349
Yorton (YRT)	d	2147x	2147x			2246x		2354x
Shrewsbury (SHR)	a	2139	2158	2158	2221	2259	2315	0006
Shrewsbury (SHR)	d	2203	2203				2320	
Church Stretton (CTT)	d	2218	2218				2334	
Craven Arms (CRV)	d	2227	2227				2342	
Ludlow (LUD)	d	2236	2236				2351	
Leominster (LEO)	d	2248	2248				0002	
Hereford (HFD) 	7 a	2305	2305				0016	
Hereford (HFD)	7 d	2306	2306				0017	
Abergavenny (AGV)	d	2328	2328				0039	
Pontypool And New Inn (PPL)	d	2338	2338				0050	
Cwmbran (CWM)	d	2343	2343				0055	
Newport (South Wales) (NWP)	a	2355	2356				0112	
Cardiff Central (CDF) 	7 a	0015	0020				0133	
Bridgend (BGN)	a							
Port Talbot Parkway (PTA)	a							
Neath (NTH)	a							
Swansea (SWA)	a							
Llanelli (LLE) 	7 a							
Carmarthen (CMN)	a							
Tenby (TEN)	a							
Pembroke Dock (PMD)	a							
Milford Haven (MFH)	a							
Fishguard Harbour (FGH) 	a							

NOTES (see introductory pages for explanation of train operator codes and standard symbols)

- a** Arrival time
- d** Departure time
- x** Stops on request
- E** To Birmingham New Street
- FO** Fridays only
- FX** Not Fridays

North Wales, Chester, Wrexham, Manchester and Crewe to Shrewsbury, Hereford, Cardiff and Swansea

Saturdays

Operator Days of operation/Notes 1st Class/Reservations/Bus/Ferry Catering facilities	AW ◇	AW ◇	AW A ◇	AW ◇ 1	AW B ◇	AW ◇	AW ◇	AW A ◇	AW ◇ 1	AW ◇	AW A ◇	AW ◇ 1	AW ◇	AW ◇	AW A ◇ 1	AW B ◇	AW ◇ 1	AW ◇
Holyhead (HHD)	d										0421							
Bangor (Gwynedd) (BNG)	d										0453							
Llandudno (LLD)	d																	
Llandudno Junction (LLJ)	d										0514					0604		
Colwyn Bay (CWB)	d										0520					0616		
Rhyl (RHL)	d										0534					0622		
Chester (CTR)	d			0422				0526			0618			0703	0717			0803
Wrexham General (WRX)	d							0546			0632			0720a	0733			0819a
Ruabon (RUA)	d							0553			0639				0740			
Chirk (CRK)	d							0559			0646				0746			
Gobowen (GOB)	d							0605			0651				0752			
Manchester Piccadilly (MAN)	d												0627					0730
Stockport (SPT)	d												0637					0739
Wilmslow (WML)	d												0647					0747
Crewe (CRE)	d			0448	0512		0519			0555		0636	0709			0734		0810
Nantwich (NAN)	d						0526			0602		0643	0717			0741		0818
Wrenbury (WRE)	d						0532x					0649x				0747x		
Whitchurch (Shropshire) (WTC)	d						0539			0612		0656				0755		0828
Prees (PRS)	d						0545x					0702x				0801x		
Wem (WEM)	d						0550			0621		0707				0806		
Yorton (YRT)	d						0555x					0712x				0811x		
Shrewsbury (SHR)	a			0518	0542			0605		0627	0633	0711	0723	0743		0810	0825	0846
Shrewsbury (SHR)	d		0515		0542	0554		0610		0633	0713		0743				0835	0850
Church Stretton (CTT)	d		0530		0558	0612		0624		0648	0727		0758				0853	0904
Craven Arms (CRV)	d		0538		0607	0622		0632		0656	0735		0808				0902	0912
Ludlow (LUD)	d		0546		0616			0641		0705	0744		0817					0920
Leominster (LEO)	d		0557		0628			0651		0715	0754		0828					0930
Hereford (HFD)	a		0611		0643			0707		0731	0810		0844					0946
Hereford (HFD)	d	0526	0617		0645			0708		0731	0810		0844					0946
Abergavenny (AGV)	d	0548	0639		0708			0733		0753	0832		0908					1008
Pontypool And New Inn (PPL)	d	0557	0649		0718			0743		0803	0842		0918					
Cwmbran (CWM)	d	0602	0654		0724			0748		0808	0847		0923					1021
Newport (South Wales) (NWP)	a	0615	0706		0735			0758		0821	0859		0936					1033
Cardiff Central (CDF)	a	0630	0723		0751			0817		0842	0918		0950					1047
Bridgend (BGN)	a		0746							0906								1109
Port Talbot Parkway (PTA)	a		0758							0918								1120
Neath (NTH)	a		0805							0925								1127
Swansea (SWA)	a		0821			1002c				0940							1255c	1142
Llanelli (LLE)	a		0840			0931				1006							1233	1208
Carmarthen (CMN)	a		0904							1040								1242
Tenby (TEN)	a																	
Pembroke Dock (PMD)	a																	
Milford Haven (MFH)	a									1203								1342
Fishguard Harbour (FGH)	a		1001															

NOTES (see introductory pages for explanation of train operator codes and standard symbols)

- a Arrival time
- d Departure time
- x Stops on request
- c Calls at Swansea after Llanelli

- A To Birmingham International
- B Via Llandrindod

North Wales, Chester, Wrexham, Manchester and Crewe to Shrewsbury, Hereford, Cardiff and Swansea

Saturdays

Operator Days of operation/Notes 1st Class/Reservations/Bus/Ferry Catering facilities	AW ◇	AW 1◇ ⊠	AW ◇	AW ◇	AW A ◇ ⊠	AW ◇ ⊠	AW ◇	AW ◇ ⊠	AW B ◇	AW 1◇ ⊠	AW ◇	AW ◇	AW A ◇ ⊠	AW ◇ ⊠	AW ◇	AW ◇ ⊠	AW 1◇ ⊠	AW ◇
Holyhead (HHD)	d	0620			0722			0813					0923				1038	
Bangor (Gwynedd) (BNG)	d	0658			0801			0853					1003				1109	
Llandudno (LLD)	d																	
Llandudno Junction (LLJ)	d	0722			0825			0923					1028				1127	
Colwyn Bay (CWB)	d	0729			0831			0930					1034				1134	
Rhyl (RHL)	d	0739			0842			0941					1045				1144	
Chester (CTR)	d	0820		0904	0924		1003	1020			1102		1128		1204	1223		1302
Wrexham General (WRX)	d	0834		0920a	0939		1019a	1034			1118a		1143		1220a	1237		1318a
Ruabon (RUA)	d	0841			0946			1041					1150			1244		
Chirk (CRK)	d	0848			0952			1048					1156			1251		
Gobowen (GOB)	d	0853			0958			1053					1202			1256		
Manchester Piccadilly (MAN)	d		0830			0930				1030				1130			1230	
Stockport (SPT)	d		0839			0940				1040				1139			1240	
Wilmslow (WML)	d		0849			0948				1049				1147			1249	
Crewe (CRE)	d		0910		0919	1010				1110		1119		1210			1310	
Nantwich (NAN)	d				0926	1018						1126		1217				
Wrenbury (WRE)	d				0933x							1133x						
Whitchurch (Shropshire) (WTC)	d				0941	1028						1141		1227				
Prees (PRS)	d				0948x							1148x						
Wem (WEM)	d				0954							1154						
Yorton (YRT)	d				0959x							1159x						
Shrewsbury (SHR)	a	0912	0940		1012	1016	1046		1112		1141		1212	1222	1245		1316	1341
Shrewsbury (SHR)	d	0913	0940			1047		1116	1131	1146				1246		1318	1343	
Church Stretton (CTT)	d	0928				1101		1131	1149					1300		1332		
Craven Arms (CRV)	d	0936				1109		1139	1158					1308		1340		
Ludlow (LUD)	d	0944	1007			1118		1147		1213				1317		1349	1410	
Leominster (LEO)	d	0955	1019			1128				1224				1327			1422	
Hereford (HFD)	a	1010	1034			1144		1210		1239				1343		1412	1437	
Hereford (HFD)	d	1011	1035			1144		1211		1240				1343		1412	1438	
Abergavenny (AGV)	d	1033	1059			1206		1233		1304				1405		1434	1502	
Pontypool And New Inn (PPL)	d	1043						1243								1444		
Cwmbran (CWM)	d	1048	1112			1219		1248		1318				1418		1449	1515	
Newport (South Wales) (NWP)	a	1100	1123			1230		1300		1328				1429		1501	1527	
Cardiff Central (CDF)	a	1116	1136			1245		1316		1345				1444		1518	1543	
Bridgend (BGN)	a					1306								1506				
Port Talbot Parkway (PTA)	a					1317								1518				
Neath (NTH)	a					1327								1526				
Swansea (SWA)	a					1342			1600c					1542				
Llanelli (LLE)	a					1406			1529					1606				
Carmarthen (CMN)	a					1439								1639				
Tenby (TEN)	a																	
Pembroke Dock (PMD)	a																	
Milford Haven (MFH)	a													1737				
Fishguard Harbour (FGH)	a					1536												

NOTES (see introductory pages for explanation of train operator codes and standard symbols)

- a Arrival time
- d Departure time
- x Stops on request
- c Calls at Swansea after Llanelli

- A To Birmingham International
- B Via Llandrindod

North Wales, Chester, Wrexham, Manchester and Crewe to Shrewsbury, Hereford, Cardiff and Swansea

Saturdays

Operator Days of operation/Notes 1st Class/Reservations/Bus/Ferry Catering facilities	AW ◇	AW A ◇ ⚓	AW ◇ ⚓	AW ◇	AW ◇ ⚓	AW ◇ ⚓ ⊠	AW B ◇	AW ◇	AW ◇	AW A ◇	AW ◇ ⚓	AW ◇ ⚓	AW ◇ ⚓ ⊠	AW ◇	AW ◇	AW A ◇ ⚓	AW B ◇	AW ◇
Holyhead (HHD)	d	1127			1230					1327		1427				1530		
Bangor (Gwynedd) (BNG)	d	1208			1259					1406		1457				1609		
Llandudno (LLD)	d																	
Llandudno Junction (LLJ)	d	1233			1317					1431		1525				1634		
Colwyn Bay (CWB)	d	1239			1324					1437		1532				1640		
Rhyl (RHL)	d	1248			1334					1446		1542				1650		
Chester (CTR)	d	1327		1403	1422			1501		1528		1624		1702		1733		1803
Wrexham General (WRX)	d	1345		1419a	1436			1517a		1543		1638		1718a		1748		1819a
Ruabon (RUA)	d	1351			1443					1550		1645				1755		
Chirk (CRK)	d	1358			1450					1557		1652				1801		
Gobowen (GOB)	d	1403			1455					1602		1657				1807		
Manchester Piccadilly (MAN)	d		1330			1430					1530		1630					
Stockport (SPT)	d		1339			1440					1539		1640					
Wilmslow (WML)	d		1347			1449					1547		1649					
Crewe (CRE)	d	1319		1410		1510			1519		1610		1710		1719			
Nantwich (NAN)	d	1326		1417					1526		1617		1718		1726			
Wrenbury (WRE)	d	1333x							1533x						1733x			
Whitchurch (Shropshire) (WTC)	d	1341		1427					1541		1627				1741			
Prees (PRS)	d	1348x							1548x						1748x			
Wem (WEM)	d	1354							1554		1635				1754			
Yorton (YRT)	d	1359x							1559x						1759x			
Shrewsbury (SHR)	a	1412	1423	1445	1514	1540			1612	1622	1647	1716	1744		1812	1827		
Shrewsbury (SHR)	d			1446	1515	1541	1600				1647	1717	1744				1835	
Church Stretton (CTT)	d			1500	1529		1618				1701	1731					1853	
Craven Arms (CRV)	d			1508	1537		1627				1709	1739					1902	
Ludlow (LUD)	d			1517	1546	1609					1717	1748	1811					
Leominster (LEO)	d			1527	1556	1621					1728	1758	1823					
Hereford (HFD)	a			1543	1612	1636					1743	1815	1838					
Hereford (HFD)	d			1543	1612	1637					1744	1815	1839					
Abergavenny (AGV)	d			1605	1634	1700					1805	1837	1903					
Pontypool And New Inn (PPL)	d				1644	1710					1815	1847	1913					
Cwmbran (CWM)	d			1618	1649	1716					1820	1852	1919					
Newport (South Wales) (NWP)	a			1630	1701	1728					1832	1905	1929					
Cardiff Central (CDF)	a			1644	1718	1743					1846	1921	1945					
Bridgend (BGN)	a			1706							1907		2007					
Port Talbot Parkway (PTA)	a			1717							1918		2023					
Neath (NTH)	a			1724							1926		2031					
Swansea (SWA)	a			1740			1957c				1942		2046				2255c	
Llanelli (LLE)	a			1815			1932				2003						2230	
Carmarthen (CMN)	a			1852							2031							
Tenby (TEN)	a			1939														
Pembroke Dock (PMD)	a			2013														
Milford Haven (MFH)	a																	
Fishguard Harbour (FGH)	a										2128							

NOTES (see introductory pages for explanation of train operator codes and standard symbols)

- a Arrival time
- d Departure time
- x Stops on request
- c Calls at Swansea after Llanelli

- A To Birmingham International
- B Via Llandrindod

North Wales, Chester, Wrexham, Manchester and Crewe to Shrewsbury, Hereford, Cardiff and Swansea

Saturdays








Operator Days of operation/Notes 1st Class/Reservations/Bus/Ferry Catering facilities	AW ◇	AW ◇	AW C ◇	AW ◇ ◇	AW ◇ ◇	AW ◇	AW ◇	AW ◇	AW ◇	AW ◇	VT D ◇ ◇	AW E ◇	AW ◇	AW ◇	AW ◇
Holyhead (HHD)	d	1629			1720							1920			
Bangor (Gwynedd) (BNG)	d	1657			1759							1958			
Llandudno (LLD)	d														
Llandudno Junction (LLJ)	d	1722			1824							2023			
Colwyn Bay (CWB)	d	1728			1830							2029			
Rhyl (RHL)	d	1742			1839							2038			
Chester (CTR)	d	1820	1837		1920		2005		2040		2108	2124		2224	
Wrexham General (WRX)	d	1834	1853a		1941		2021a		2055		2123a	2143		2239	
Ruabon (RUA)	d	1841			1948				2102			2150		2246	
Chirk (CRK)	d	1848			1954				2109			2156		2253	
Gobowen (GOB)	d	1853			2000				2114			2202		2258	
Manchester Piccadilly (MAN)	d	1730			1830			1930		2030			2130		2233
Stockport (SPT)	d	1739			1840			1939		2039			2140		2242
Wilmslow (WML)	d	1747			1849			1947		2047			2148		2250
Crewe (CRE)	d	1810			1910		1936	2010		2110			2210		2314
Nantwich (NAN)	d	1818			1918		1943	2018		2118			2217		2321
Wrenbury (WRE)	d					1950x				2124x			2223x		2327x
Whitchurch (Shropshire) (WTC)	d	1828				1958		2028		2131			2230		2334
Prees (PRS)	d					2005x				2137x			2236x		2340x
Wem (WEM)	d	1836				2011		2036		2142			2241		2345
Yorton (YRT)	d					2016x				2147x			2246x		2350x
Shrewsbury (SHR)	a	1849	1913		1945	2019	2030		2049	2133	2158		2221	2259	2317 0003
Shrewsbury (SHR)	d	1850	1923		1945			2052		2159					
Church Stretton (CTT)	d	1904	1937		2001			2107		2213					
Craven Arms (CRV)	d	1912	1945		2010			2115		2222					
Ludlow (LUD)	d	1922	1954		2019			2124		2232					
Leominster (LEO)	d	1933			2030			2135		2243					
Hereford (HFD)	a	1951	2017		2045			2150		2300					
Hereford (HFD)	d	1952	2017		2046			2151		2300					
Abergavenny (AGV)	d	2014	2039		2108			2214		2323					
Pontypool And New Inn (PPL)	d	2024			2118			2224		2333					
Cwmbran (CWM)	d	2029	2052		2124			2230		2338					
Newport (South Wales) (NWP)	a	2041	2104		2136			2243		2350					
Cardiff Central (CDF)	a	2056	2122		2150			2305		0012					
Bridgend (BGN)	a	2118													
Port Talbot Parkway (PTA)	a	2132													
Neath (NTH)	a	2143													
Swansea (SWA)	a	2200													
Llanelli (LLE)	a	2222													
Carmarthen (CMN)	a	2253													
Tenby (TEN)	a														
Pembroke Dock (PMD)	a														
Milford Haven (MFH)	a														
Fishguard Harbour (FGH)	a														

NOTES (see introductory pages for explanation of train operator codes and standard symbols)

- a Arrival time
- d Departure time
- x Stops on request
- C From Liverpool Lime Street
- D From London Euston
- E To Birmingham New Street

North Wales, Chester, Wrexham, Manchester and Crewe to Shrewsbury, Hereford, Cardiff and Swansea

Sundays

Operator	AW	AW	AW	AW	AW	AW	AW	AW	AW	AW	AW	AW	AW	AW	AW	AW	AW	AW
Days of operation/Notes	AW	AW	AW	AW	AW	AW	AW	AW	AW	AW	AW	AW	AW	AW	AW	AW	AW	AW
1st Class/Reservations/Bus/Ferry	AW	AW	AW	AW	AW	AW	AW	AW	AW	AW	AW	AW	AW	AW	AW	AW	AW	AW
Catering facilities	AW	AW	AW	AW	AW	AW	AW	AW	AW	AW	AW	AW	AW	AW	AW	AW	AW	AW
Holyhead (HHD) 	d													1015				
Bangor (Gwynedd) (BNG)	d													1055				
Llandudno (LLD)	d																	
Llandudno Junction (LLJ)	d													1122				
Colwyn Bay (CWB)	d													1128				
Rhyl (RHL)	d													1142				
Chester (CTR)	d				0920				1032		1132		1207	1223		1301		1334
Wrexham General (WRX)	d				0935				1049a		1148		1224a	1239		1318a		1349
Ruabon (RUA)	d				0942						1155			1246				1356
Chirk (CRK)	d				0949						1201			1252				1403
Gobowen (GOB)	d				0955						1207			1257				1408
Manchester Piccadilly (MAN) 	d					0930	1030					1129			1231			1330
Stockport (SPT)	d					0941	1040					1139			1241			1340
Wilmslow (WML)	d					0951	1048					1146			1249			1348
Crewe (CRE) 	d			0921		1012	1110				1125		1216			1310		1410
Nantwich (NAN)	d			0929		1020					1133						1328	
Wrenbury (WRE)	d			0935x							1140x						1334x	
Whitchurch (Shropshire) (WTC)	d			0943		1031					1148						1342	
Prees (PRS)	d			0949x							1154x						1348x	
Wem (WEM)	d			0955		1042					1159						1354	
Yorton (YRT)	d			1000x							1204x						1359x	
Shrewsbury (SHR)	a			1012	1014	1055	1142				1216	1226	1246		1317	1343	1411	1427
Shrewsbury (SHR)	d	0750				1101	1144	1208					1248		1324	1346		1443
Church Stretton (CTT)	d	0820				1116		1226							1339			1458
Craven Arms (CRV)	d	0840				1125		1235							1348			1506
Ludlow (LUD)	d	0855				1134	1210						1314		1357	1412		1515
Leominster (LEO)	d	0920				1146	1221						1325		1408	1423		1527
Hereford (HFD) 	a	0950				1202	1237						1340		1423	1439		1542
Hereford (HFD)	d		1007			1208	1241						1342		1424	1449		1546
Abergavenny (AGV)	d		1029			1231	1304						1404		1445	1511		1609
Pontypool And New Inn (PPL)	d		1039			1241	1314						1414		1456			1619
Cwmbran (CWM)	d		1045			1247	1320						1420		1501	1524		1625
Newport (South Wales) (NWP)	a		1057			1258	1332						1433		1514	1536		1639
Cardiff Central (CDF) 	a		1112			1316	1348						1449		1527	1555		1656
Bridgend (BGN)	a		1133			1340	1432						1511			1622		1727
Port Talbot Parkway (PTA)	a		1145			1356	1447						1526			1638		1742
Neath (NTH)	a		1152			1403	1455						1534			1646		1749
Swansea (SWA)	a		1208			1420	1510	1615c					1548			1701		1802
Llanelli (LLE) 	a		1234				1531	1551								1725		
Carmarthen (CMN)	a		1307				1559									1753		
Tenby (TEN)	a																	
Pembroke Dock (PMD)	a																	
Milford Haven (MFH)	a						1659									1910		
Fishguard Harbour (FGH) 	a		1403															

NOTES (see introductory pages for explanation of train operator codes and standard symbols)

- a Arrival time
- d Departure time
- x Stops on request
- c Calls at Swansea after Llanelli

- A To Birmingham International
- B Via Llandrindod

North Wales, Chester, Wrexham, Manchester and Crewe to Shrewsbury, Hereford, Cardiff and Swansea

Sundays

Operator Days of operation/Notes 1st Class/Reservations/Bus/Ferry Catering facilities	AW ◇	AW ◇ ⚓	AW ◇	AW ◇	AW C ◇	AW A ◇ ⚓	AW 1◇ CP	AW ◇	AW ◇ ⚓	AW ◇	AW ◇	AW A ◇ ⚓	AW ◇ ⚓	AW ◇	AW ◇ ⚓	AW ◇	VT D 1R X	AW ◇
Holyhead (HHD)	d																1626	
Bangor (Gwynedd) (BNG)	d																1704	
Llandudno (LLD)	d																	
Llandudno Junction (LLJ)	d																1723	
Colwyn Bay (CWB)	d																1729	
Rhyl (RHL)	d																1744	
Chester (CTR)	d	1359		1500		1535		1553		1656		1735		1810	1825		1912	
Wrexham General (WRX)	d	1416a		1517a		1551		1610a		1713a		1750		1827a	1840		1926a	
Ruabon (RUA)	d					1558						1757			1847			
Chirk (CRK)	d					1605						1804			1854			
Gobowen (GOB)	d					1610						1809			1859			
Manchester Piccadilly (MAN)	d		1430				1530		1630				1730			1830		
Stockport (SPT)	d		1440				1540		1640				1740			1840		
Wilmslow (WML)	d		1448				1549		1648				1748			1848		
Crewe (CRE)	d		1510		1520		1610		1710		1720		1816			1910		1920
Nantwich (NAN)	d				1528						1728							1928
Wrenbury (WRE)	d				1534x						1734x							1934x
Whitchurch (Shropshire) (WTC)	d				1542						1742							1942
Prees (PRS)	d				1548x						1748x							1948x
Wem (WEM)	d				1554						1754							1954
Yorton (YRT)	d				1559x						1759x							1959x
Shrewsbury (SHR)	a		1541		1611	1629	1643		1741		1811	1829	1846		1919	1941		2011
Shrewsbury (SHR)	d		1543		1620		1649		1743				1848		1924	1950		
Church Stretton (CTT)	d				1640		1704						1902		1938			
Craven Arms (CRV)	d				1649		1713						1910		1946			
Ludlow (LUD)	d		1608				1722		1808				1919		1955	2015		
Leominster (LEO)	d		1620				1734		1819						2005	2026		
Hereford (HFD)	a		1637				1749		1836				1942		2020	2041		
Hereford (HFD)	d		1650				1750		1837				1944		2022	2042		
Abergavenny (AGV)	d		1713				1813		1859				2006		2045	2104		
Pontypool And New Inn (PPL)	d						1823		1910						2055			
Cwmbran (CWM)	d		1725				1829		1915				2019		2100	2118		
Newport (South Wales) (NWP)	a		1739				1840		1928				2031		2112	2131		
Cardiff Central (CDF)	a		1755				1854		1943				2047		2130	2147		
Bridgend (BGN)	a		1829				1916		2014				2110			2209		
Port Talbot Parkway (PTA)	a		1844				1932		2029				2124			2224		
Neath (NTH)	a		1852				1940		2037				2131			2231		
Swansea (SWA)	a		1907		2029c		1955		2052				2148			2246		
Llanelli (LLE)	a		1932		2004											2308		
Carmarthen (CMN)	a		2001													2342		
Tenby (TEN)	a																	
Pembroke Dock (PMD)	a																	
Milford Haven (MFH)	a		2115															
Fishguard Harbour (FGH)	a																	









NOTES (see introductory pages for explanation of train operator codes and standard symbols)

- a Arrival time
- d Departure time
- x Stops on request
- c Calls at Swansea after Llanelli

- A To Birmingham International
- C Via Llandrindod. To Cardiff Central
- D From London Euston

North Wales, Chester, Wrexham, Manchester and Crewe to Shrewsbury, Hereford, Cardiff and Swansea

Sundays

Operator Days of operation/Notes 1st Class/Reservations/Bus/Ferry	AW A ◇	AW ◇	AW A ◇	AW ◇	AW E ◇	AW ◇	AW ◇	AW ◇
Holyhead (HHD) 	d		1825					
Bangor (Gwynedd) (BNG)	d		1905					
Llandudno (LLD)	d							
Llandudno Junction (LLJ)	d		1923					
Colwyn Bay (CWB)	d		1929					
Rhyl (RHL)	d		1943					
Chester (CTR)	d	1938	2027		2127		2206	2302
Wrexham General (WRX)	d	1954			2142		2223a	
Ruabon (RUA)	d	2001			2149			
Chirk (CRK)	d	2008			2156			
Gobowen (GOB)	d	2013			2201			
Manchester Piccadilly (MAN) 	d	1930		2030				
Stockport (SPT)	d	1940		2040				
Wilmslow (WML)	d	1948		2048				
Crewe (CRE) 	d	2016	2050	2110		2145		2330
Nantwich (NAN)	d			2117		2153		2339
Wrenbury (WRE)	d			2123x		2159x		2345x
Whitchurch (Shropshire) (WTC)	d			2130		2207		2352
Prees (PRS)	d			2136x		2213x		2358x
Wem (WEM)	d			2141		2219		0003
Yorton (YRT)	d			2146x		2224x		0008x
Shrewsbury (SHR)	a	2033	2047	2120	2159	2221	2236	0020
Shrewsbury (SHR)	d		2047		2204			
Church Stretton (CTT)	d		2101		2219			
Craven Arms (CRV)	d		2109		2227			
Ludlow (LUD)	d		2118		2236			
Leominster (LEO)	d		2130		2247			
Hereford (HFD) 	a		2146		2303			
Hereford (HFD) 	d		2146		2305			
Abergavenny (AGV)	d		2209		2327			
Pontypool And New Inn (PPL)	d		2219		2337			
Cwmbran (CWM)	d		2224		2343			
Newport (South Wales) (NWP)	a		2236		2356			
Cardiff Central (CDF) 	a		2251		0017			
Bridgend (BGN)	a		2319					
Port Talbot Parkway (PTA)	a		2336					
Neath (NTH)	a		2344					
Swansea (SWA)	a		2359					
Llanelli (LLE) 	a							
Carmarthen (CMN)	a							
Tenby (TEN)	a							
Pembroke Dock (PMD)	a							
Milford Haven (MFH)	a							
Fishguard Harbour (FGH) 	a							

NOTES (see introductory pages for explanation of train operator codes and standard symbols)

a Arrival time
d Departure time
x Stops on request

A To Birmingham International
E To Wolverhampton